

Please write clearly in block capitals.

Centre number

--	--	--	--	--

Candidate number

--	--	--	--

Surname

Forename(s)

Candidate signature

GCSE COMBINED SCIENCE: SYNERGY

H

Higher Tier Paper 3 Physical sciences

Monday 11 June 2018

Morning

Time allowed: 1 hour 45 minutes

Materials

For this paper you must have:

- a ruler
- a scientific calculator
- the periodic table (enclosed)
- the Physics Equations Sheet (enclosed).

Instructions

- Use black ink or black ball-point pen.
- Fill in the boxes at the top of this page.
- Answer **all** questions in the spaces provided. Do not write outside the box around each page or on blank pages.
- Do all rough work in this book. Cross through any work you do not want to be marked.
- In all calculations, show clearly how you work out your answer.

Information

- The maximum mark for this paper is 100.
- The marks for questions are shown in brackets.
- You are expected to use a calculator where appropriate.
- You are reminded of the need for good English and clear presentation in your answers.

For Examiner's Use	
Question	Mark
1	
2	
3	
4	
5	
6	
7	
8	
TOTAL	



0 1

This question is about hydrogen chloride.

0 1 . 1

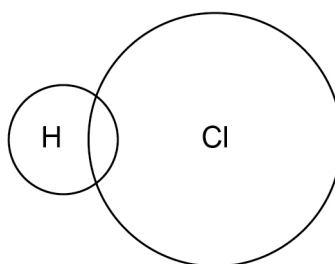
A hydrogen atom contains 1 electron and a chlorine atom contains 17 electrons.

Complete **Figure 1** to show a dot and cross diagram for a hydrogen chloride molecule.

Show the outer electrons only.

[2 marks]

Figure 1



Hydrogen gas (H_2) reacts with chlorine gas to produce hydrogen chloride.

0 1 . 2

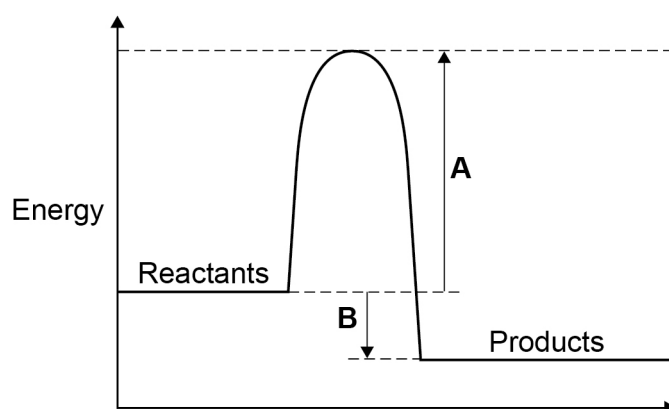
Complete the balanced chemical equation for the reaction between hydrogen and chlorine.

[2 marks]



Figure 2 shows the reaction profile diagram for the reaction between hydrogen and chlorine.

Figure 2



0 1 . 3 What do **A** and **B** represent on **Figure 2**?

[2 marks]

A _____

B _____

0 1 . 4 How does the reaction profile diagram show that the reaction is exothermic?

[1 mark]

0 1 . 5 Hydrogen chloride gas dissolves in water to form hydrochloric acid.

Hydrochloric acid contains hydrogen ions and chloride ions.

Explain why hydrogen chloride gas does **not** conduct electricity but hydrochloric acid is able to conduct electricity.

[3 marks]

10

Turn over for the next question

Turn over ►



There are no questions printed on this page

*Do not write
outside the
box*

**DO NOT WRITE ON THIS PAGE
ANSWER IN THE SPACES PROVIDED**



0 2

When a metal carbonate reacts with an acid, a salt, carbon dioxide and water are produced.

0 2 . 1

Describe how you would test for carbon dioxide gas.

Give the result of the test.

[2 marks]

Test _____

Result _____

0 2 . 2

Describe how to make pure dry crystals of magnesium chloride from magnesium carbonate and a dilute acid.

In your method you should name the apparatus and reagents you plan to use.

[6 marks]

8**Turn over ►**

0 3

An energy input of 1.3×10^{18} J is supplied each year by power stations to the National Grid.

Not all of this energy is supplied to consumers. Some of the energy is wasted in the distribution process.

0 3 . 1

Write the equation which links efficiency, total input energy transfer and useful output energy transfer.

[1 mark]

0 3 . 2

The energy supplied each year to consumers is 1.2×10^{18} J

Calculate the efficiency of the distribution process.

[2 marks]

Efficiency = _____

0 3 . 3

How is electrical power transmitted across the National Grid to make the process as efficient as possible?

[1 mark]

Tick **one** box.

At a high potential difference and a high current

At a high potential difference and a low current

At a low potential difference and a high current

At a low potential difference and a low current



0 4 . 3

Explain why a compass needle moves when placed near the bar magnet.

[2 marks]

0 4 . 4

Iron is a magnetic element.

Which of the following is also a magnetic **element**?**[1 mark]**Tick **one** box.

Cobalt

Copper

Steel

Zinc

Question 4 continues on the next page**Turn over ►**

0 4 . 5

Give **two** pieces of evidence that show the Earth's magnetic field is changing.**[2 marks]**

1 _____

2 _____

0 4 . 6

Describe the most likely cause of the changes in the Earth's magnetic field.

[2 marks]

13



Turn over for the next question

*Do not write
outside the
box*

**DO NOT WRITE ON THIS PAGE
ANSWER IN THE SPACES PROVIDED**

Turn over ►



0 5

A teacher demonstrated the extraction of copper from copper oxide.

This is the method used.

1. Mix 1.30 g of zinc and 1.59 g of copper oxide.
2. Heat the mixture strongly.
3. When the mixture starts to glow, stop heating.
4. Let the glow spread through the mixture.
5. Leave the mixture to cool.
6. Add hydrochloric acid to the cooled mixture.
7. Filter the mixture obtained in step 6.

0 5 . 1

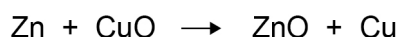
A student concluded that an exothermic reaction had taken place.

Explain how an observation made during the demonstration shows this.

[2 marks]

0 5 . 2

The equation for the reaction between zinc and copper oxide is:



1.59 g of copper oxide reacted.

Calculate the mass of copper produced.

Relative atomic masses (A_r): Cu = 63.5 O = 16 Zn = 65

[3 marks]

Mass of copper produced = _____ g



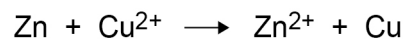
0 5 . 3

Explain why steps 6 and 7 result in only copper being obtained as the residue.

[4 marks]

0 5 . 4

The ionic equation for the reaction is:



Which statement about the reaction between zinc and copper ions is correct?

[1 mark]Tick **one** box.

Copper ions have been oxidised because the copper ions have gained electrons.

Copper ions have been oxidised because the copper ions have lost electrons.

Zinc has been oxidised because the zinc atoms have gained electrons.

Zinc has been oxidised because the zinc atoms have lost electrons.

10

Turn over for the next question**Turn over ►**

0	6
---	---

Copper can be extracted using biological methods.

0	6	.	1
---	---	---	---

Name **two** biological methods used to extract copper from copper ores.

For each method, name the type of organism used in the process.

[4 marks]

Method 1 _____

Type of organism _____

Method 2 _____

Type of organism _____

0	6	.	2
---	---	---	---

Give **three** reasons why biological methods are being introduced to extract copper.

[3 marks]

1 _____

2 _____

3 _____



The biological methods produce copper compounds such as copper sulfate.

0 6 . 3 Copper can be extracted from copper sulfate solution by adding scrap iron.

Explain why.

[2 marks]

0 6 . 4 Complete the chemical equation for the reaction between iron and copper sulfate solution.

[2 marks]

Include state symbols.



0 6 . 5 A solution of copper sulfate contains 3.175 g of copper ions.

Calculate the number of copper ions in the solution.

Give your answer in standard form.

Relative atomic mass (A_r): Cu = 63.5

The Avogadro constant is 6.02×10^{23} per mole.

[4 marks]

Number of copper ions = _____



0 7

A teacher demonstrated the temperature change when hydrochloric acid is added to sodium hydroxide solution.

This is the method used.

1. Measure 25 cm³ of sodium hydroxide solution using a measuring cylinder.
2. Add the sodium hydroxide solution to a polystyrene cup.
3. Record the temperature of the sodium hydroxide solution.
4. Add 5 cm³ of hydrochloric acid from a burette to the sodium hydroxide solution.
5. Stir the solution.
6. Record the temperature of the solution.
7. Repeat steps 4–6 until 50 cm³ of hydrochloric acid in total is added.

Table 1 shows some of the teacher's results.

Table 1

Volume of hydrochloric acid added in cm ³	Temperature in °C
0	21.30
5	24.25
10	26.15
15	27.05
20	27.70

0 7 . 1

Figure 4 shows the results when 30 cm³ to 50 cm³ of hydrochloric acid was added to sodium hydroxide solution.

A line of best fit has been drawn through these results.

Complete **Figure 4**.

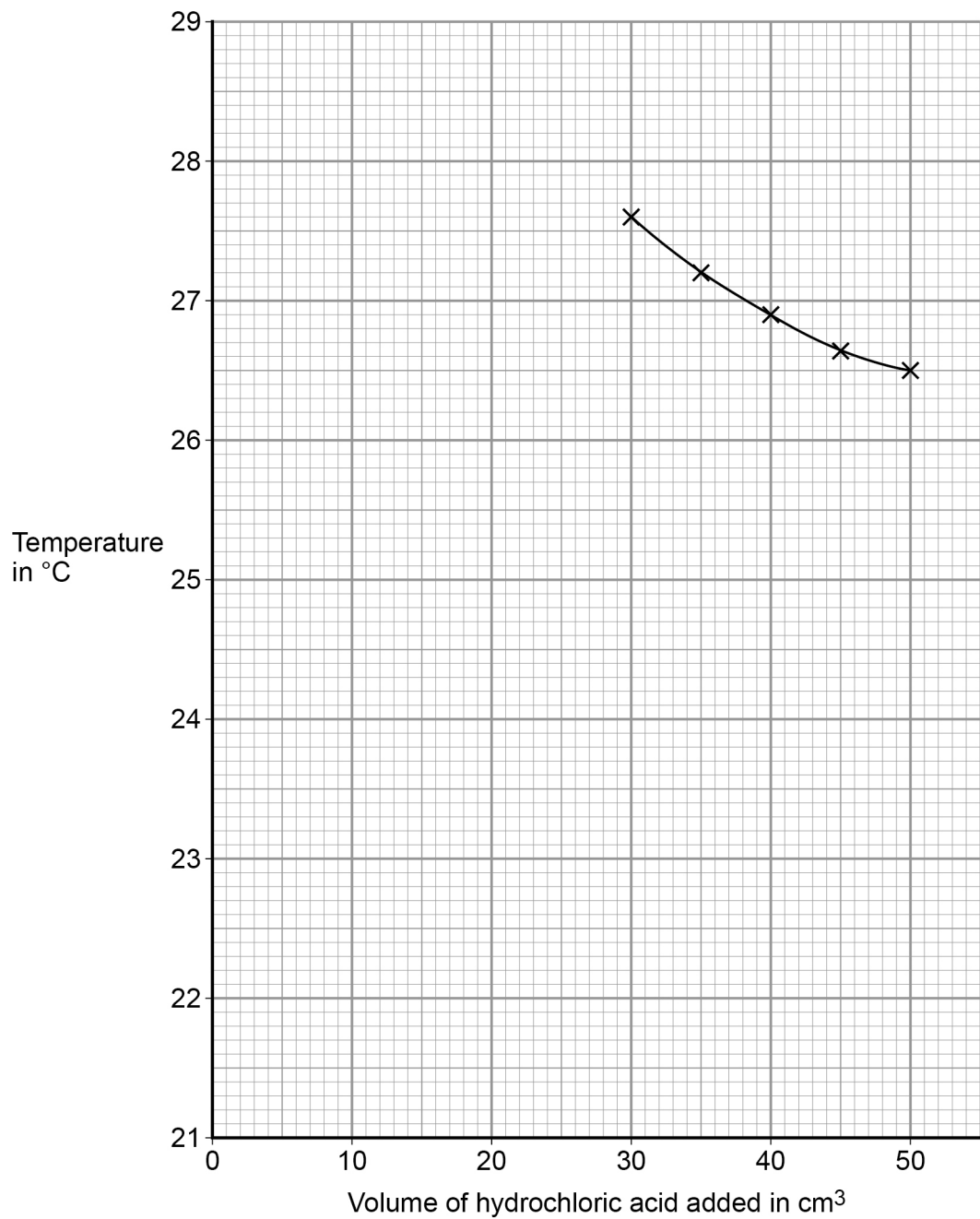
You should:

- plot the data from **Table 1** on **Figure 4**
- draw a line of best fit through these results
- continue both lines of best fit until the lines meet.

[4 marks]



Figure 4



0 7 . 2 Estimate the maximum temperature reached in the reaction.

Use **Figure 4**.

[1 mark]

Maximum temperature = _____ °C

Question 7 continues on the next page

Turn over ►



07.3

The teacher used a temperature sensor to measure the temperature of the reaction mixture.

What is the resolution of the temperature sensor?

[1 mark]

Tick **one** box.

$1 \times 10^{-1} \text{ } ^\circ\text{C}$

$1 \times 10^{-2} \text{ } ^\circ\text{C}$

$1 \times 10^{-3} \text{ } ^\circ\text{C}$

$1 \times 10^{-4} \text{ } ^\circ\text{C}$

07.4

Suggest **two** ways of improving the accuracy of the results.

[2 marks]

1

2

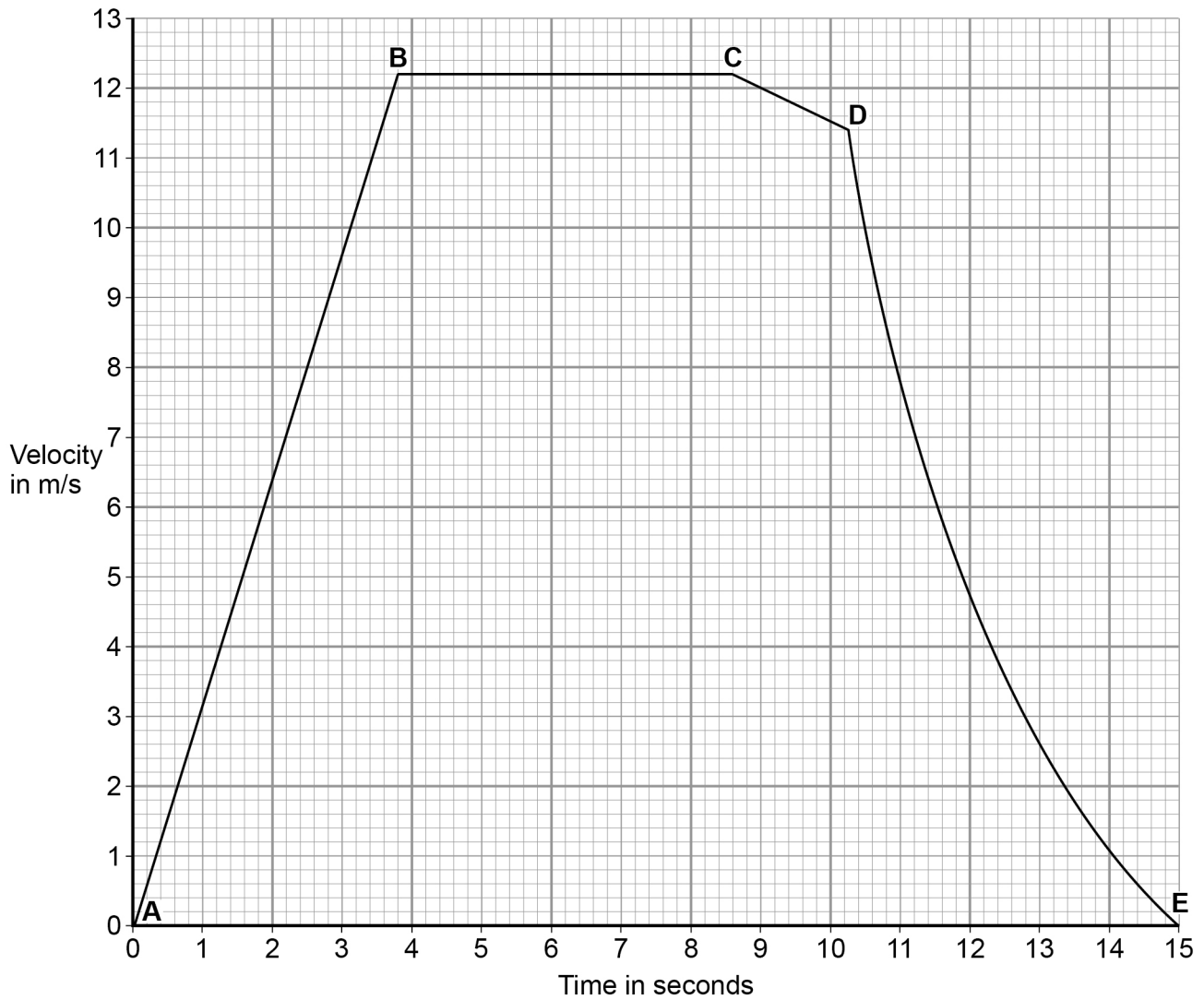


0 8

An athlete takes part in a race on a straight, horizontal running track.

Figure 5 shows the velocity-time graph for the athlete during the race.

Figure 5



0 8 . 1

What is the main force that opposes the athlete's forward motion?

[1 mark]



0 8 . 2

Which section of the graph represents a part of the race where the resultant force on the athlete is zero?

[1 mark]

Tick **one** box.

A–B

B–C

C–D

D–E

0 8 . 3

The athlete has a mass of 94.8 kg

Calculate the momentum of the athlete at a time of 6.0 s

Use **Figure 5**.

[3 marks]

Momentum = _____ kg m/s

0 8 . 4

The acceleration is **not** constant from **D** to **E**.

Determine the acceleration at a time of 12.0 s

Use **Figure 5**.

Give the unit.

[5 marks]

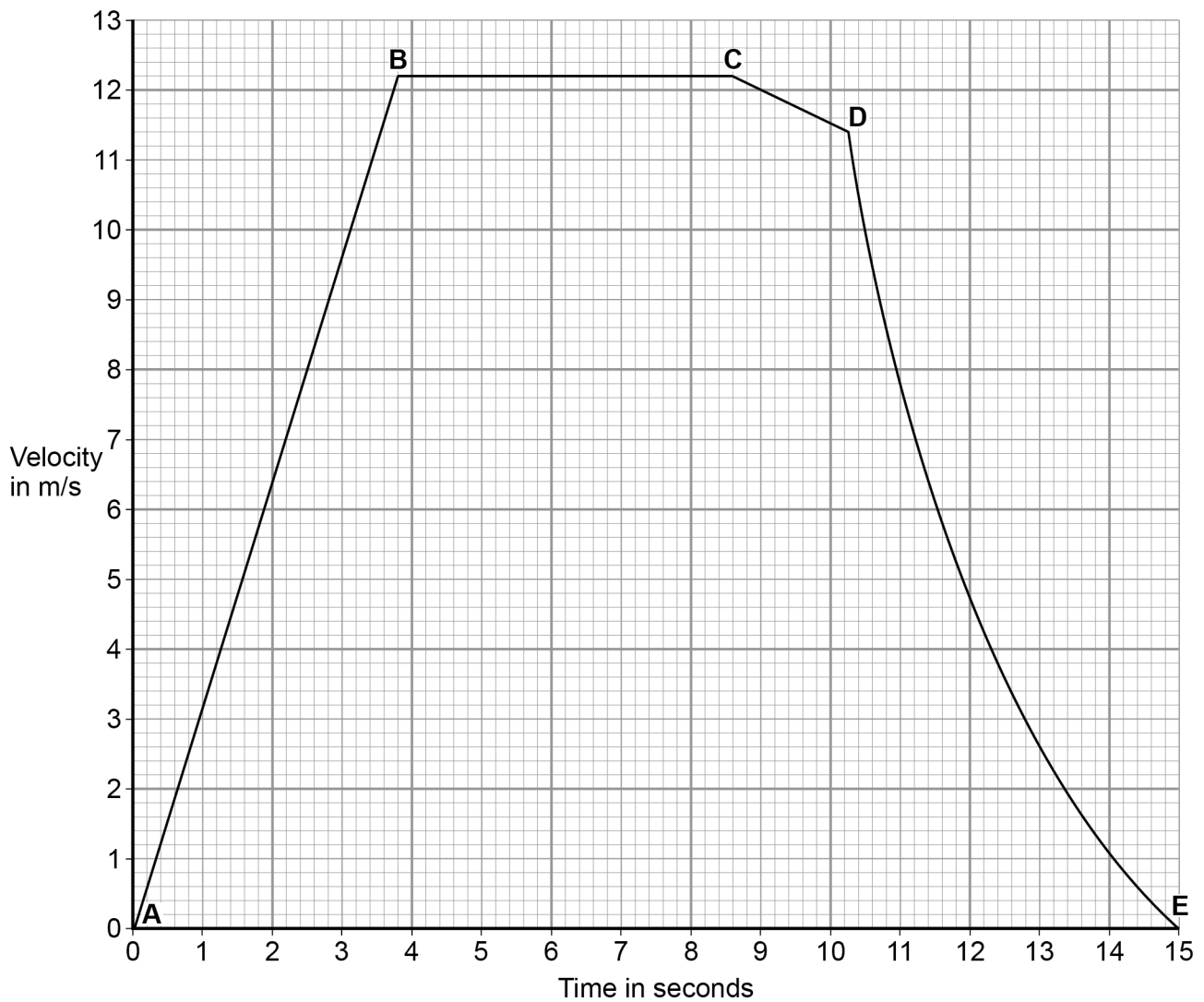
Acceleration = _____ Unit _____

Turn over ►



Figure 6 is a copy of Figure 5 to help you answer the following questions.

Figure 6



A second athlete starts the race at the same time as the first athlete.

The second athlete moves with a constant acceleration of 1.6 m/s^2 for the first 6.0 seconds of the race.

The first athlete travels further than the second athlete during the first 6.0 seconds.



0 8 . 5

Draw a line on **Figure 6** to represent the motion of the second athlete for the first 6.0 seconds of the race.

[2 marks]

0 8 . 6

Determine the extra distance travelled by the first athlete over the first 6.0 seconds of the race.

Use **Figure 6**.

[4 marks]

Extra distance travelled by first athlete = _____ m

16

END OF QUESTIONS

There are no questions printed on this page

*Do not write
outside the
box*

**DO NOT WRITE ON THIS PAGE
ANSWER IN THE SPACES PROVIDED**

Copyright information

For confidentiality purposes, from the November 2015 examination series, acknowledgements of third party copyright material will be published in a separate booklet rather than including them on the examination paper or support materials. This booklet is published after each examination series and is available for free download from www.aqa.org.uk after the live examination series.

Permission to reproduce all copyright material has been applied for. In some cases, efforts to contact copyright-holders may have been unsuccessful and AQA will be happy to rectify any omissions of acknowledgements. If you have any queries please contact the Copyright Team, AQA, Stag Hill House, Guildford, GU2 7XJ.

Copyright © 2018 AQA and its licensors. All rights reserved.

